


Tokyo Quiz



How many wards are there in Tokyo?

① 16

② 23

③ 34

④ 47



How many wards are there in Tokyo?

① 16

② 23

③ 34

④ 47



What is the area code of Tokyo when you call from outside the area?

① 01

② 02

③ 03

④ 04



What is the area code of Tokyo when you call from outside the area?

① 01

② 02

③ 03

④ 04



Which subway line in Tokyo was built first?

- ① Ginza Line
- ② Asakusa Line
- ③ Marunouchi Line
- ④ Yūrakuchō Line



Which subway line in Tokyo was built first?

- ① Ginza Line
- ② Asakusa Line
- ③ Marunouchi Line
- ④ Yūrakuchō Line



Approximately how long does it take if you get on the Yamanote Line for a complete loop?

- ① about 30 minutes
- ② about 1 hour
- ③ about 1 and half hours
- ④ about 2 hours



Approximately how long does it take if you get on the Yamanote Line for a complete loop?

- ① about 30 minutes
- ② about 1 hour
- ③ about 1 and half hours
- ④ about 2 hours



What do you call the bus that tours the sightseeing spots in Tokyo?

- ① Hato [pigeon] Bus
- ② Ahiru [duck] Bus
- ③ Suzume [sparrow] Bus
- ④ Kamome [seagul] Bus



What do you call the bus that tours the sightseeing spots in Tokyo?

- ① Hato [pigeon] Bus
- ② Ahiru [duck] Bus
- ③ Suzume [sparrow] Bus
- ④ Kamome [seagul] Bus



What is the name of the airport in Tokyo?

- ① Itami Airport
- ② Centrair Airport
- ③ Narita Airport
- ④ Haneda Airport



What is the name of the airport in Tokyo?

- ① Itami Airport
- ② Centrair Airport
- ③ Narita Airport
- ④ Haneda Airport



How high is Tokyo Tower?

① 222m

② 333m

③ 444m

④ 555m



How high is Tokyo Tower?

① 222m

② 333m

③ 444m

④ 555m



Where is “Kaminari-mon” Gate shown in the photo located?



① Asakusa

② Ueno

③ Ginza

④ Shinjuku

Where is “Kaminari-mon” Gate shown in the photo located?



① Asakusa

② Ueno

③ Ginza

④ Shinjuku

What is the name of the street approaching Senso-ji Temple in Asakusa and crowded with many souvenir shops?

- ① Ameyoko
- ② Nakamise
- ③ Asakusa-dori
- ④ Takeshita-dori



What is the name of the street approaching Senso-ji Temple in Asakusa and crowded with many souvenir shops?

① Ameyoko

② Nakamise

③ Asakusa-dori

④ Takeshita-dori



What is the name of the river that runs near the town of Asakusa?

- ① Kanda River
- ② Edo River
- ③ Sumida River
- ④ Tama River



What is the name of the river that runs near the town of Asakusa?

- ① Kanda River
- ② Edo River
- ③ Sumida River
- ④ Tama River



What is the name of the famous shopping street that is located between Ueno Station and Okachimachi Station?

- ① Ameya-yokocho (Ameyoko)
- ② Kappabashi Dogu Street
- ③ Sugamo Jizo-dori Shopping Arcade
- ④ Togoshi Ginza Shopping Arcade



What is the name of the famous shopping street that is located between Ueno Station and Okachimachi Station?

① Ameya-yokocho (Ameyoko)

② Kappabashi Dogu Street

③ Sugamo Jizo-dori Shopping Arcade

④ Togoshi Ginza Shopping Arcade



Which one of the following museums is not in Ueno Park?

- ① National Museum of Nature and Science, Tokyo
- ② The National Museum of Western Art
- ③ Tokyo National Museum
- ④ Edo-Tokyo Museum



Which one of the following museums is not in Ueno Park?

- ① National Museum of Nature and Science, Tokyo
- ② The National Museum of Western Art
- ③ Tokyo National Museum
- ④ Edo-Tokyo Museum



Who is the Meiji era figure depicted in this bronze statue in Ueno Park?



- ① Takamori Saigo
- ② Hirobumi Ito
- ③ Yukichi Fukuzawa
- ④ Ryoma Sakamoto

Who is the Meiji era figure depicted in this bronze statue in Ueno Park?



- ① Takamori Saigo
- ② Hirobumi Ito
- ③ Yukichi Fukuzawa
- ④ Ryoma Sakamoto

Which area has many electric appliance stores, computer shops, and anime and game software shops?

- ① Asakusa
- ② Shibuya
- ③ Akihabara
- ④ Roppongi



Which area has many electric appliance stores, computer shops, and anime and game software shops?

① Asakusa

② Shibuya

③ Akihabara

④ Roppongi



What is the abbreviated form of
“Akihabara” that people usually say?

- ① Akiha
- ② Abara
- ③ Akira
- ④ Akiba



What is the abbreviated form of
“Akihabara” that people usually say?

① Akiha

② Abara

③ Akira

④ Akiba



What do you call the cafes often found in Akihabara where waitresses dress up in costumes like the one shown in this photo?



- ① maid cafe
- ② anime cafe
- ③ manga cafe
- ④ otaku cafe

What do you call the cafes often found in Akihabara where waitresses dress up in costumes like the one shown in this photo?



- ① maid cafe
- ② anime cafe
- ③ manga cafe
- ④ otaku cafe

What do you call Tokyo's central business district that lies west of Tokyo Station?

- ① Ginza
- ② Marunouchi
- ③ Kabukicho
- ④ Nagatacho



What do you call Tokyo's central business district that lies west of Tokyo Station?

① Ginza

② Marunouchi

③ Kabukicho

④ Nagatacho



What is the name of the bridge in the Imperial Palace grounds that is a popular sightseeing spot?

- ① Shinbashi
- ② Nijubashi
- ③ Nihonbashi
- ④ Sukiwabashi



What is the name of the bridge in the Imperial Palace grounds that is a popular sightseeing spot?



- ① Shinbashi
- ② Nijubashi
- ③ Nihonbashi
- ④ Sukiwabashi

Approximately how many kilometers is the popular jogging course around the Imperial Palace?

- ① 1.5 kilometers
- ② 3 kilometers
- ③ 5 kilometers
- ④ 10 kilometers



Approximately how many kilometers is the popular jogging course around the Imperial Palace?

① 1.5 kilometers

② 3 kilometers

③ 5 kilometers

④ 10 kilometers



Where is the political center that features the Diet Building and the prime minister's official residence?

- ① Kabutocho
- ② Nagatacho
- ③ Marunouchi
- ④ Ochanomizu



Where is the political center that features the Diet Building and the prime minister's official residence?



① Kabutocho

② Nagatacho

③ Marunouchi

④ Ochanomizu

What is the name of the high-rise building with an observation deck that is located in the Sunshine City complex in Ikebukuro?




- ① Sunshine 49
- ② Sunshine 60
- ③ Sunshine 101
- ④ Sunshine 120

What is the name of the high-rise building with an observation deck that is located in the Sunshine City complex in Ikebukuro?




- ① Sunshine 49
- ② Sunshine 60
- ③ Sunshine 101
- ④ Sunshine 120

What are the names of the two department stores located on the west and east sides of Ikebukuro Station?

- 
- ① Tobu and Seibu
 - ② Matsuzakaya and Takashimaya
 - ③ Hankyu and Hanshin
 - ④ Isetan and Mitsukoshi

What are the names of the two department stores located on the west and east sides of Ikebukuro Station?

- 
- ① Tobu and Seibu
 - ② Matsuzakaya and Takashimaya
 - ③ Hankyu and Hanshin
 - ④ Isetan and Mitsukoshi

What do you call the area near the east exit of Shinjuku Station that is crammed with many drinking places and adult entertainment businesses?

- ① Kabukicho
- ② Susukino
- ③ Pontocho
- ④ Sakae



What do you call the area near the east exit of Shinjuku Station that is crammed with many drinking places and adult entertainment businesses?

① Kabukicho

② Susukino

③ Pontocho

④ Sakae



Which one of the following buildings do you find most in the Nishi-Shinjuku area on the west side of Shinjuku Station?

- ① skyscrapers
- ② private railway stations
- ③ department stores
- ④ embassies



Which one of the following buildings do you find most in the Nishi-Shinjuku area on the west side of Shinjuku Station?

- ① skyscrapers
- ② private railway stations
- ③ department stores
- ④ embassies



What is the “Shinjuku 2-chome” area famous for?

- ① Chinatown
- ② business district
- ③ electric town
- ④ gay town



What is the “Shinjuku 2-chome” area famous for?

- ① Chinatown
- ② business district
- ③ electric town
- ④ gay town



What is this building in Shinjuku?



- ① Shinjuku Station
- ② Tokyo Metropolitan Government
- ③ National Diet Building
- ④ Yodobashi Camera

What is this building in Shinjuku?



① Shinjuku Station

② Tokyo Metropolitan
Government

③ National Diet Building

④ Yodobashi Camera

What is the name of this famous bronze statue of a dog in front of Shibuya Station, which people often use as a meeting spot?



- ① Pochi
- ② Taro
- ③ Hachiko
- ④ Patrasche

What is the name of this famous bronze statue of a dog in front of Shibuya Station, which people often use as a meeting spot?



- ① Pochi
- ② Taro
- ③ Hachiko
- ④ Patrasche

What do you call the street located in Shibuya where there are many game centers, clothing stores and restaurants, and young people gather?



- ① Kabukicho
- ② Golden-gai
- ③ Center-gai
- ④ Takeshita-dori

What do you call the street located in Shibuya where there are many game centers, clothing stores and restaurants, and young people gather?



- ① Kabukicho
- ② Golden-gai
- ③ Center-gai
- ④ Takeshita-dori

What is the name of the building in front of Shibuya Station that has many fashion retailers targeting girls in their teens and twenties?

① 101

② 109

③ 110

④ 119



What is the name of the building in front of Shibuya Station that has many fashion retailers targeting girls in their teens and twenties?

① 101

② 109

③ 110

④ 119



What is the name of the street in Harajuku, an area for young people, which is crammed with clothing stores and accessory shops?

- ① Takeshita-dori
- ② Meiji-dori
- ③ Yamate-dori
- ④ Gaien-dori



What is the name of the street in Harajuku, an area for young people, which is crammed with clothing stores and accessory shops?

① Takeshita-dori

② Meiji-dori

③ Yamate-dori

④ Gaien-dori



What is the popular food of Harajuku that you can find at many shops on Takeshita-dori Street?

- ① tacos
- ② crepes
- ③ waffles
- ④ takoyaki octopus balls



What is the popular food of Harajuku that you can find at many shops on Takeshita-dori Street?



① tacos

② crepes

③ waffles

④ takoyaki octopus balls

What is the name of the new transit system that runs through the Odaiba area?

- ① Linimo
- ② New Shuttle
- ③ YURIKAMOME
- ④ PORT LINER



What is the name of the new transit system that runs through the Odaiba area?

- ① Linimo
- ② New Shuttle
- ③ YURIKAMOME
- ④ PORT LINER



What is the name of the suspension bridge in Odaiba?

- ① Rainbow Bridge
- ② Bay Bridge
- ③ Aqua Bridge
- ④ Marine Bridge



What is the name of the suspension bridge in Odaiba?

① Rainbow Bridge

② Bay Bridge

③ Aqua Bridge

④ Marine Bridge



What is the name of the sumo area where you can find Kokugikan (National Sumo Stadium) and many sumo stables along with chanko restaurants specializing in hot-pot dishes for sumo wrestlers?

- ① Ryogoku
- ② Asakusa
- ③ Kanda
- ④ Ueno



What is the name of the sumo area where you can find Kokugikan (National Sumo Stadium) and many sumo stables along with chanko restaurants specializing in hot-pot dishes for sumo wrestlers?

① Ryogoku

② Asakusa

③ Kanda

④ Ueno



Which is the famous area for books where many used bookstores and publishers are gathered?

- ① Kabukicho
- ② Nagatacho
- ③ Kanda Jinbocho
- ④ Nihonbashi Ningyocho



Which is the famous area for books where many used bookstores and publishers are gathered?

① Kabukicho

② Nagatacho

③ Kanda Jinbocho

④ Nihonbashi Ningyocho



What is the name of the 54-story building in Roppongi that has various kinds of shops and restaurants as well as company offices?

- ① Roppongi Almond
- ② Roppongi Square
- ③ Roppongi Town
- ④ Roppongi Hills



What is the name of the 54-story building in Roppongi that has various kinds of shops and restaurants as well as company offices?

① Roppongi Almond

② Roppongi Square

③ Roppongi Town

④ Roppongi Hills



What is the name of the shrine near Harajuku Station that gets the largest number of visitors in Japan during the New Year holidays?

- ① Meiji Jingu
- ② Yasukuni Shrine
- ③ Kanda Myojin
- ④ Hanazono Shrine



What is the name of the shrine near Harajuku Station that gets the largest number of visitors in Japan during the New Year holidays?

- ① Meiji Jingu
- ② Yasukuni Shrine
- ③ Kanda Myojin
- ④ Hanazono Shrine



What is the height of the Tokyo Skytree?

① 333m

② 450m

③ 512m

④ 634m



What is the height of the Tokyo Skytree?

① 333m

② 450m

③ 512m

④ 634m



Which station actually exists?

- ① Tokyo Disneyland Station
- ② Tokyo Skytree Station
- ③ Tokyo Dome Station
- ④ Tokyo Midtown Station



Which station actually exists?

① Tokyo Disneyland Station

② Tokyo Skytree Station

③ Tokyo Dome Station

④ Tokyo Midtown Station



Which of the following sweets is a Tokyo product?

- ① Ningyōyaki
- ② Yatsushashi
- ③ Uirō
- ④ Shiroi koibito



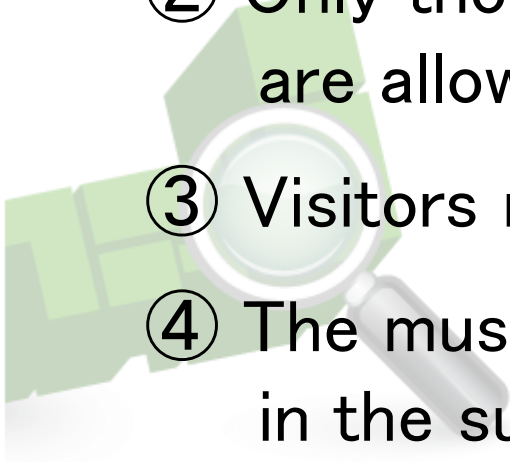
Which of the following sweets is a Tokyo product?

- ① Ningyōyaki
- ② Yatsushashi
- ③ Uirō
- ④ Shiroi koibito



Which of the following is true of the "Ghibli Museum, Mitaka"?

- ① Only groups are allowed to enter the museum.
- ② Only those who have drawn a winning number are allowed to enter the museum.
- ③ Visitors must make reservations for admission.
- ④ The museum is open only for two months in the summer.




Which of the following is true of the "Ghibli Museum, Mitaka"?

- ① Only groups are allowed to enter the museum.
- ② Only those who have drawn a winning number are allowed to enter the museum.
- ③ Visitors must make reservations for admission.
- ④ The museum is open only for two months in the summer.


Which of the following train lines running in Tokyo is not part of the JR network?

- ① the Keiō Line
- ② the Keihin Tōhoku Line
- ③ the Saikyō Line
- ④ The Keiyō Line



Which of the following train lines running in Tokyo is not part of the JR network?

- ① the Keiō Line
- ② the Keihin Tōhoku Line
- ③ the Saikyō Line
- ④ The Keiyō Line



How much did it cost to build the Tokyo Skytree?

- ① about 35 billion yen
- ② about 65 billion yen
- ③ about 95 billion yen
- ④ about 125 billion yen



How much did it cost to build the Tokyo Skytree?

- ① about 35 billion yen
- ② about 65 billion yen
- ③ about 95 billion yen
- ④ about 125 billion yen

