


Japanese Life Quiz



What do you say when you start to eat a meal?

- ① itadakimasu
- ② gochisōsama
- ③ ittekimasu
- ④ gomenkudasai



What do you say when you start to eat a meal?

- ① itadakimasu
- ② gochisōsama
- ③ ittekimasu
- ④ gomenkudasai



What do you say when you finish eating a meal?

- ① itadakimasu
- ② gochisōsama
- ③ tadaima
- ④ otsukaresama



What do you say when you finish eating a meal?

- ① itadakimasu
- ② gochisōsama
- ③ tadaima
- ④ otsukaresama



What do you say when you get up in the morning?

- ① ohayō
- ② oyasuminasai
- ③ konnichiwa
- ④ konbanwa



What do you say when you get up
in the morning?

- ① ohayō
- ② oyasuminasai
- ③ konnichiwa
- ④ konbanwa



What do you say when you go to bed?

- ① ohayō
- ② konbanwa
- ③ oyasuminasai
- ④ gochisōsama



What do you say when you go to bed?

① ohayō

② konbanwa

③ oyasuminasai

④ gochisōsama



About how many hours a day do most people in Japan sleep on average?

- ① about 5.5 hrs
- ② about 7.5 hrs
- ③ about 9.5 hrs
- ④ about 11.5 hrs



About how many hours a day do most people in Japan sleep on average?

- ① about 5.5 hrs
- ② about 7.5 hrs
- ③ about 9.5 hrs
- ④ about 11.5 hrs




Which of the following things do you put in a box lunch?

①



②



③




④




Which of the following things do you put in a box lunch?

①



②



③



④



Among all public elementary schools,
about what percentage provide a school
lunch?

- ① about 30%
- ② about 50%
- ③ about 75%
- ④ about 99%



Among all public elementary schools,
about what percentage provide a school
lunch?

① about 30%

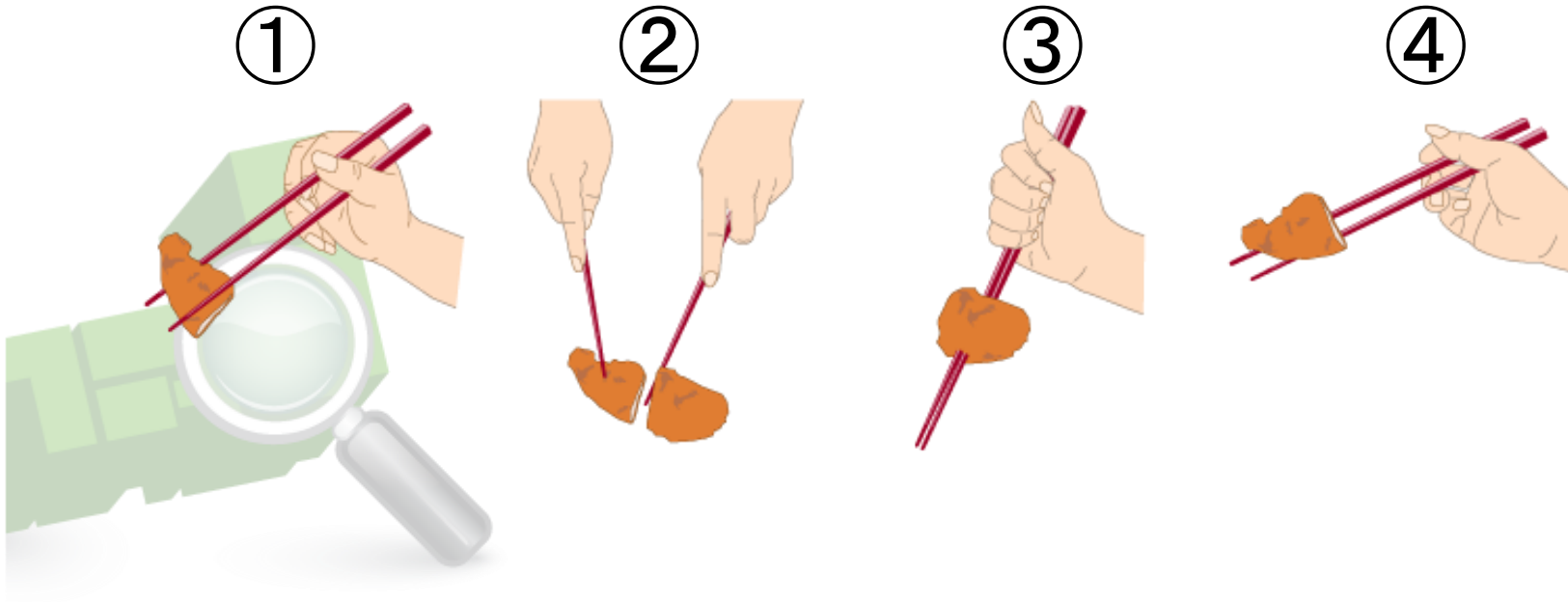
② about 50%

③ about 75%

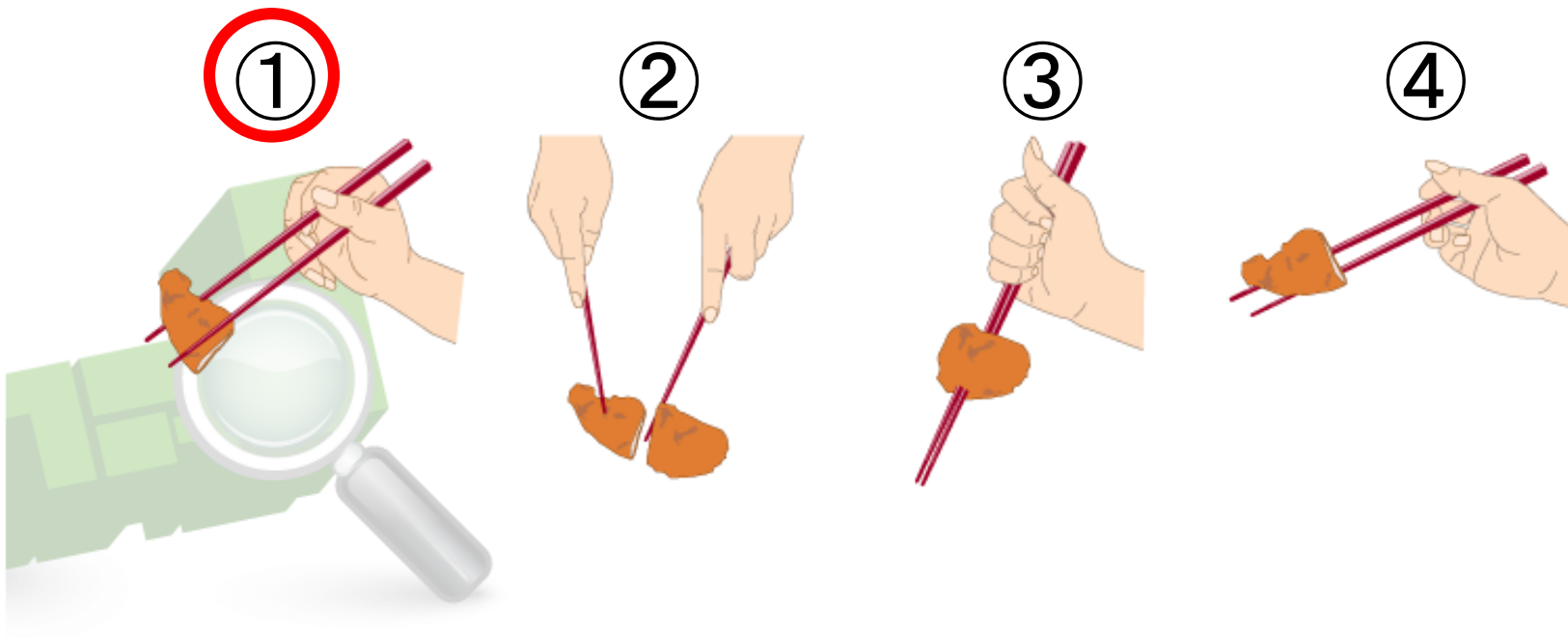
④ about 99%



Which of the following is the right way to use chopsticks?



Which of the following is the right way to use chopsticks?



Which of the following things do we usually eat without using chopsticks?

①



②



③



④



Which of the following things do we usually eat without using chopsticks?

①



②



③



④



What do you call a lunch menu that comes with rice, miso soup and a main dish in a set at casual restaurants?

- ① kaiseki
- ② teishoku
- ③ donburi
- ④ moriawase



What do you call a lunch menu that comes with rice, miso soup and a main dish in a set at casual restaurants?

- ① kaiseki
- ② teishoku
- ③ donburi
- ④ moriawase



What do you say as a toast when drinking alcohol?

- ① kanpai
- ② banzai
- ③ kenkō
- ④ kōfuku



What do you say as a toast when drinking alcohol?

① kanpai

② banzai

③ kenkō

④ kōfuku



What do people say when they are leaving the house in the morning?



- ① ittekimasu
- ② itterasshai
- ③ tadaima
- ④ okaerinasai

What do people say when they are leaving the house in the morning?

- ① ittekimasu
- ② itterasshai
- ③ tadaima
- ④ okaerinasai



What do people staying home say to others leaving the house in the morning?

- ① ittekimasu
- ② itterasshai
- ③ tadaima
- ④ okaerinasai



What do people staying home say to others leaving the house in the morning?



① ittekimasu

② itterasshai

③ tadaima

④ okaerinasai

What do you say when you come back home?

- ① ittekimasu
- ② itterasshai
- ③ tadaima
- ④ okaerinasai



What do you say when you come back home?

- ① ittekimasu
- ② itterasshai
- ③ tadaima
- ④ okaerinasai



What do people at home say to the person who comes back home?

- ① ittekimasu
- ② itterasshai
- ③ tadaima
- ④ okaerinasai



What do people at home say to the person who comes back home?

- ① ittekimasu
- ② itterasshai
- ③ tadaima
- ④ okaerinasai



About what time is the train rush hour in Tokyo?

- ① 5–7 am
- ② 7–9 am
- ③ 9–11 am
- ④ 11 am–noon



About what time is the train rush hour in Tokyo?

① 5–7 am

② 7–9 am

③ 9–11 am

④ 11 am–noon



For people who work in Tokyo, about how long does it take to commute from home to the office?

- ① about 10 mins
- ② about 30 mins
- ③ about 1 hr
- ④ about 2 hrs



For people who work in Tokyo, about how long does it take to commute from home to the office?

① about 10 mins

② about 30 mins

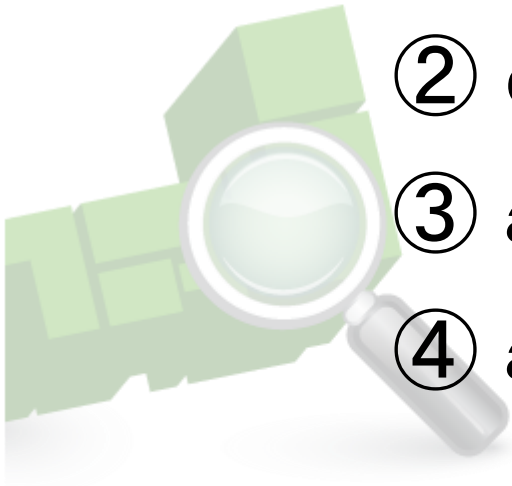
③ about 1 hr

④ about 2 hrs



When is the most common time for people in Japan to take a bath?

- ① right after waking up
- ② during lunch break
- ③ after getting home, before dinner
- ④ after dinner, before going to bed



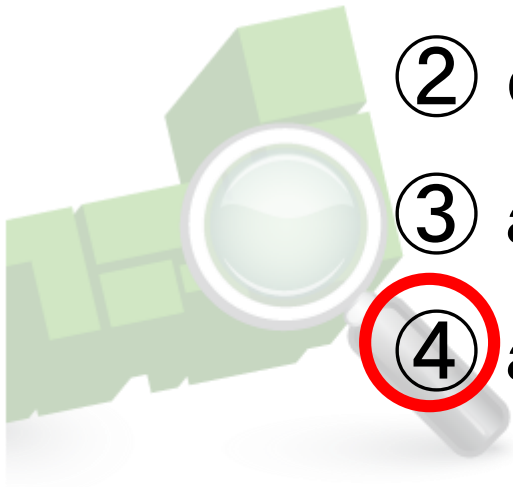
When is the most common time for people in Japan to take a bath?

① right after waking up

② during lunch break

③ after getting home, before dinner

④ after dinner, before going to bed



How often do most people in Japan take a bath?

- ① almost every day
- ② every 2 days
- ③ once a week
- ④ once a month



How often do most people in Japan take a bath?

- ① almost every day
- ② every 2 days
- ③ once a week
- ④ once a month



What is the word that expresses
the temperature of bathwater?

- ① yuondo
- ② yunetsu
- ③ yukagen
- ④ yuryō



What is the word that expresses
the temperature of bathwater?

① yuondo

② yunetsu

③ yukagen

④ yuryō



What do you do in the bathtub?

- ① warm up
- ② wash body
- ③ wash hair
- ④ drink hot water



What do you do in the bathtub?

- ① warm up
- ② wash body
- ③ wash hair
- ④ drink hot water



How many kinds of Japanese yen coins are used?

① 3 kinds

② 4 kinds

③ 5 kinds

④ 6 kinds



How many kinds of Japanese yen coins are used?

① 3 kinds

② 4 kinds

③ 5 kinds

④ 6 kinds



In Japan, what time do bank teller's windows usually close?

- ① 3 pm
- ② 5 pm
- ③ 8 pm
- ④ open 24 hrs



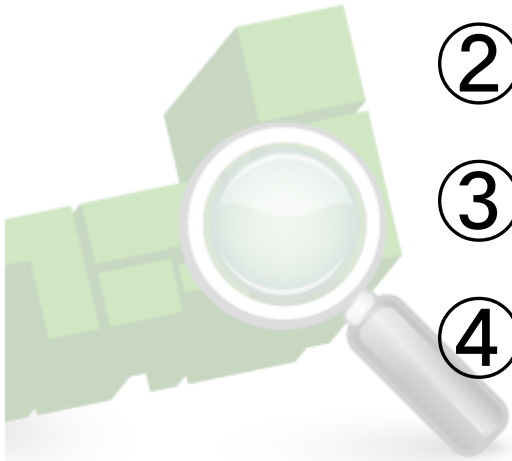
In Japan, what time do bank teller's windows usually close?

- ① 3 pm
- ② 5 pm
- ③ 8 pm
- ④ open 24 hrs



Which of following cannot be done at a police box?

- ① report lost property
- ② ask for directions
- ③ pay a parking fine
- ④ inform of an accident



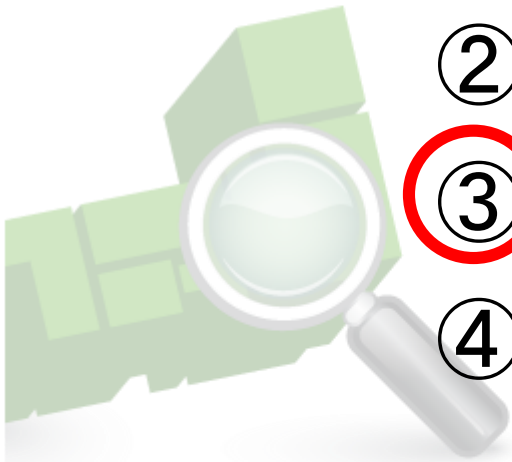
Which of following cannot be done at a police box?

① report lost property

② ask for directions

③ pay a parking fine

④ inform of an accident



What are the hours of police boxes in Japan?

① 10 am–5 pm

② 9 am–8 pm

③ 7 am–11 pm

④ 24 hrs



What are the hours of police boxes in Japan?

① 10 am–5 pm

② 9 am–8 pm

③ 7 am–11 pm

④ 24 hrs



Which of the following is the right way to use a Japanese-style toilet?

①



②



③



④



Which of the following is the right way to use a Japanese-style toilet?

①



②



③



④



This is a button installed in a public toilet. What is it for?



- ① flush toilet
- ② clean buttocks with water
- ③ turn on a light
- ④ call for help

This is a button installed in a public toilet. What is it for?



- ① flush toilet
- ② clean buttocks with water
- ③ turn on a light
- ④ call for help

What is the population of Japan?

- ① 1,200,000 ~ 1,300,000
- ② 12,000,000 ~ 13,000,000
- ③ 120,000,000 ~ 130,000,000
- ④ 1,200,000,000 ~ 1,300,000,000



What is the population of Japan?

① 1,200,000 ~ 1,300,000

② 12,000,000 ~ 13,000,000

③ 120,000,000 ~ 130,000,000

④ 1,200,000,000 ~ 1,300,000,000



What is the most common family name in Japan?

- ① Tanaka
- ② Satō
- ③ Suzuki
- ④ Yamada



What is the most common family name in Japan?

① Tanaka

② Satō

③ Suzuki

④ Yamada



Which of the following is usually closed on Sundays?

- ① department store
- ② gas/petrol station
- ③ bookshop/bookstore
- ④ bank



Which of the following is usually closed on Sundays?

- ① department store
- ② gas/petrol station
- ③ bookshop/bookstore
- ④ bank



What is the word for a “public bathhouse” in Japanese?

- ① yuten
- ② yokuike
- ③ sentō
- ④ ryōyoku



What is the word for a “public bathhouse” in Japanese?

① yuten

② yokuike

③ sentō

④ ryōyoku



Which colours are the covers of a Japanese passports (for general passengers) ?

- ① dark-blue or red
- ② white or red
- ③ dark-blue or black
- ④ white or black



Which colours are the covers of a Japanese passports (for general passengers) ?

- ① dark-blue or red
- ② white or red
- ③ dark-blue or black
- ④ white or black



What do you need to bring when you go to the hospital?

- ① byōinshō
- ② hokenshō
- ③ kenkōshō
- ④ ishashō



What do you need to bring when you go to the hospital?



① byōinshō

② hokenshō

③ kenkōshō

④ ishashō

What is the kanji that represents the idea of harmonious relationships considered important in Japan?

- ① 和 (wa)
- ② 心 (kokoro)
- ③ 友 (tomo)
- ④ 禅 (zen)



What is the kanji that represents the idea of harmonious relationships considered important in Japan?

- ① 和 (wa)
- ② 心 (kokoro)
- ③ 友 (tomo)
- ④ 禅 (zen)

